

DORMAA WEST DISTRICT ASSEMBLY

In case of reply the number and the date of this letter should be quoted

DWDA/BA/271/271/69
Our Ref:.....

Your Ref:.....



Republic of Ghana



OFFICE OF THE DORMAA WEST ADMINISTRATIONS

Post office Box 4
Nkrankwanta - B/A Region
GHANA
12th July. 2022

Date:.....

SUBMISSION OF 2022 SECOND QUARTER PROGRESS REPORT

We submit herein the 2022 Second quarter Progress Report of the Dormaa West District Assembly as per the attached.

This is for your information and necessary action.

PLN. IDDRISU MAHAMA
DISTRICT CO-ORDINATING DIRECTOR
for: **DISTRICT CHIEF EXECUTIVE**

THE REGIONAL ECON. PLANNING OFFICER
BONO REGIONAL COORDINATING COUNCIL
SUNYANI B/R

DORMAA WEST DISTRICT ASSEMBLY



REPUBLIC OF GHANA



DORMAA WEST DISTRICT ASSEMBLY

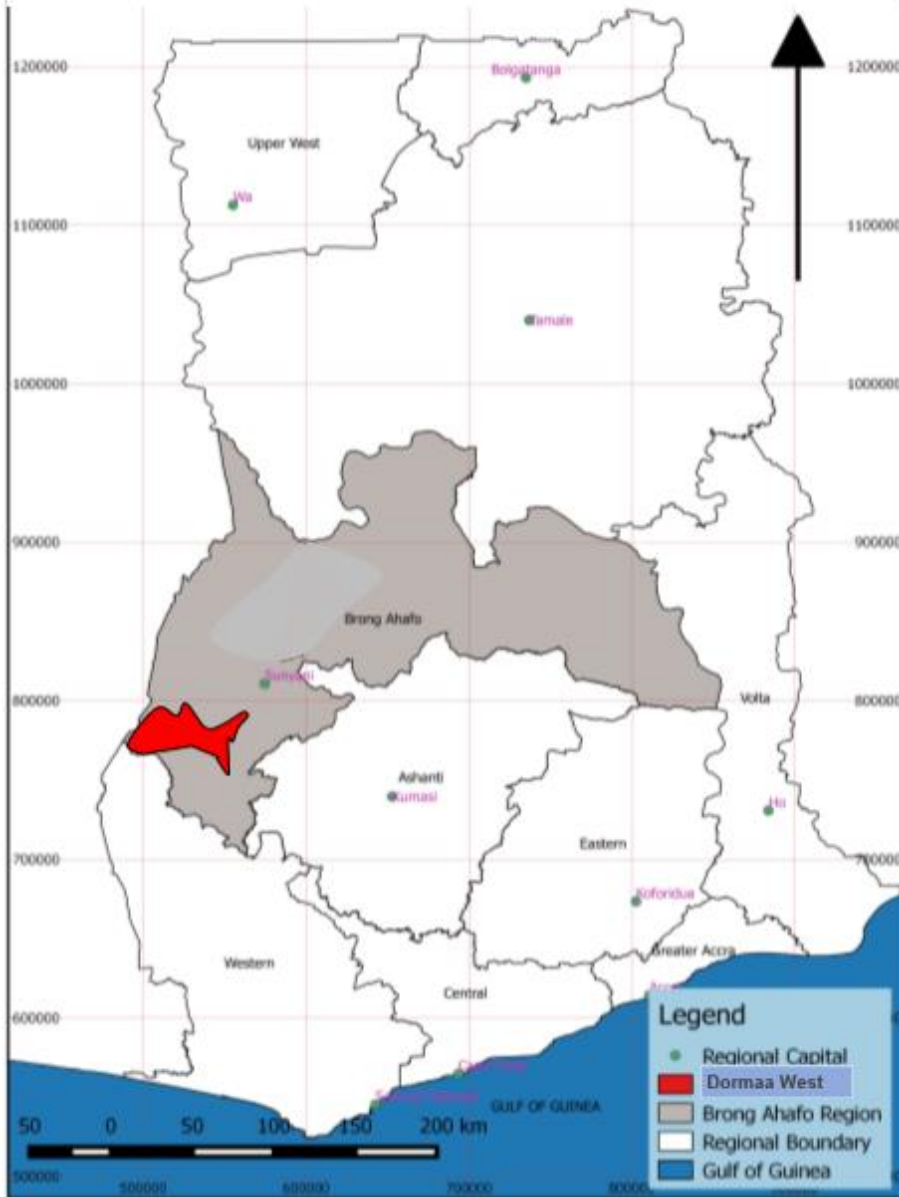
SECOND QUARTER PROGRESS REPORT

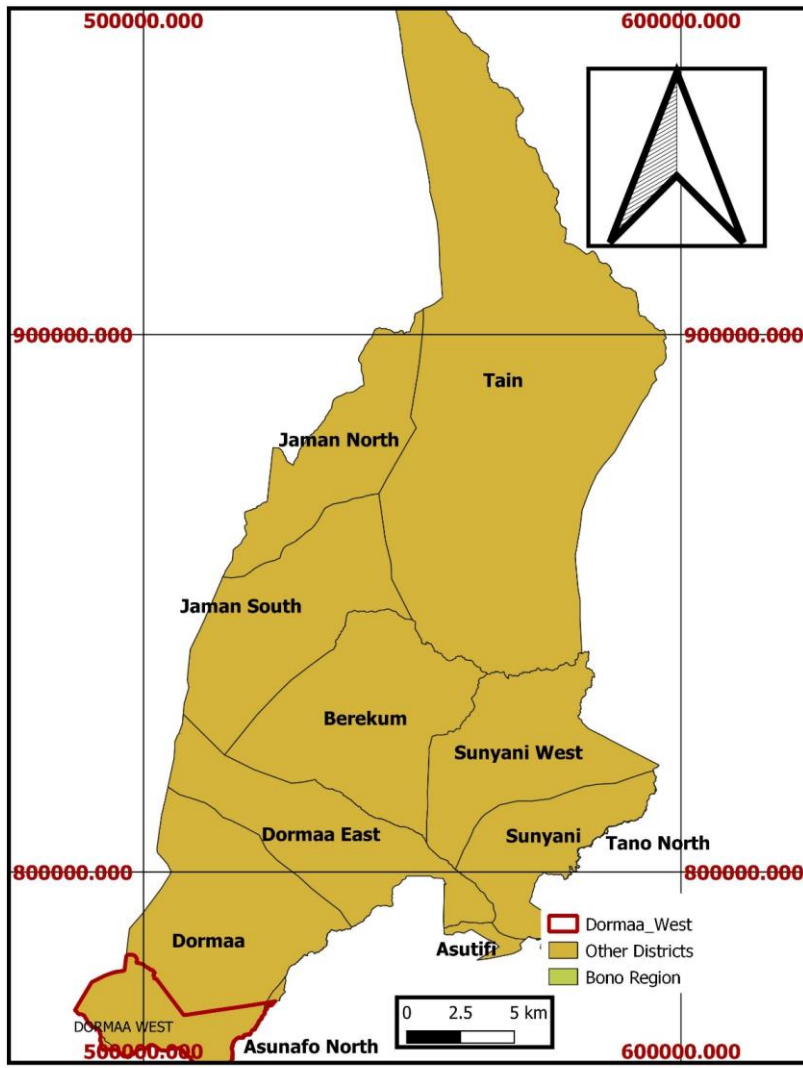
JUNE, 2022

PREPARED BY

DISTRICT PLANNING AND CO-ODINATING UNIT (DPCU)

LOCATION OF DORMAA WEST DISTRICT IN THE NATIONAL CONTEXT



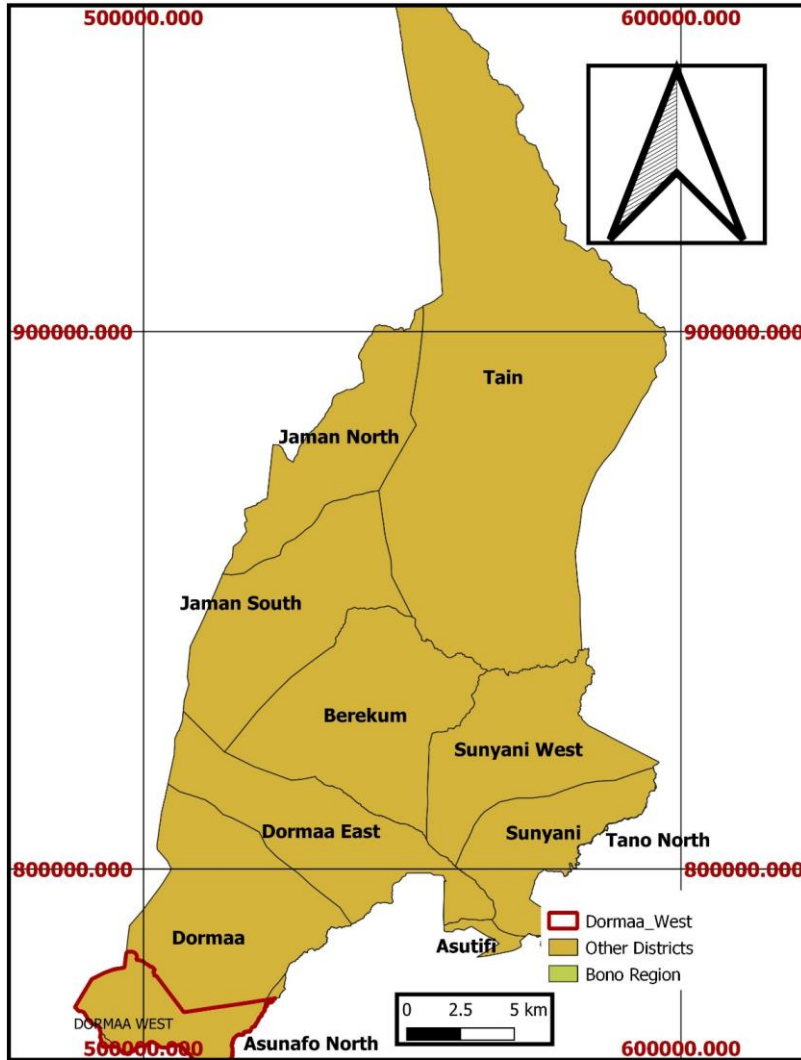


REGIONAL MAP OF BONO SHOWING DORMAA- WEST AND OTHER DISTRICT

TABLE OF CONTENTS

CONTENT

PAGE



REGIONAL MAP OF BONO SHOWING DORMAA- WEST AND OTHER DISTRICT

.....iv
TABLE OF CONTENTSv

LIST OF TABLES	viii
LIST OF TABLES	Error! Bookmark not defined.
LIST OF ABBREVIATIONS	ix
CHAPTER ONE	11
INTRODUCTION.....	11
2.1 1.1 PURPOSE OF THE 2022 SECOND QUARTER PROGRESS REPORT	11
2.2 1.2 PROCESSES INVOLVED AND DIFFICULTIES ENCOUNTERED	12
1.2.1 Processes Involved (methodology)	12
1.2.2 Difficulties Encountered	12
2.3 1.3 STATUS OF IMPLEMENTATION OF DISTRICT MEDIUM TERM DEVELOPMENT PLAN. (DMTDP 2022- 2025).....	12
2.4 1.4 ECONOMIC DEVELOPMENT	13
1.4.1 Tourism and Creative Arts Development.....	13
2.5 1.4.1.2 PROMOTE THE CREATIVE ARTS INDUSTRY FOR ECONOMIC DEVELOPMENT.....	13
1.4.2 Private Sector Development.....	14
1.4.3 Agriculture and Rural Development	15
2.1 In line with Sustainable Development Goal 2: End hunger, achieve food security and improved nutrition and promote sustainable agriculture with a target of doubling the agricultural productivity and incomes of small-scale food producers, in particular women, indigenous peoples, family farmers, pastoralists and fishers, including through secure and equal access to land, other productive resources and inputs, knowledge, financial services, markets and opportunities for value addition and non-farm employment.	15
2.2 External Factors Impacting on Agriculture Production.....	15
2.3 Pest and Disease Situation.....	15
Plant clinic sessions were held in Nkrankwanta, Krakrom and Diabaa. There were field visits to address farmers' crop constraints (example; Coconut beetles, Cocoa Mirids, whiteflies on pepper and garden eggs among others). There was no pest or disease that significantly affected crop production during the period.	15
2.6 1.5 SOCIAL DEVELOPMENT	19
1.5.3 HEALTH.....	20
2.7 The goal is to bridge equity gap in access to quality health care and nutritional services.....	20
2.8 1.5.3.6 MALARIA CONTROL	21
2.9 1.6 ENVIRONMENT, INFRASTRUCTURE AND HUMAN SETTLEMENTS.....	23
2.10 The goal of this development dimension is to build Safe, Well Planned and Sustainable Communities While Protecting the Natural Environment.....	23
1.6.1 Transport Infrastructure.....	23
1.6.2 Energy Supply to Support Industry and Households	24
1.6.3 Safe Water and Sanitation	24
1.6.4 Sustainable Natural Resource Management.....	26
2.11 1.7 GOVERNANCE, CORRUPTION AND PUBLIC ACCOUNTABILITY	29
2.12 Building an Effective, Efficient and Dynamic Institutions for National Development is the goal of this development dimension.	29

1.7.1	Local Government and Decentralisation.....	29
2.13	The Dormaa West District undertook the following within the quarter under review;.....	29
1.8	PROPORTION OF THE DMTDP IMPLEMENTED IN SECOND QUARTER 2022.....	31
	CHAPTER TWO	33
	MONITORING AND EVALUATION ACTIVITIES REPORT	33
2.14	Monitoring and Evaluation of the MTDP 2022 – 2025	33
2.15	Programmes/projects status for the Second quarter 2022	33
2.16	Sources of Funding	35
2.3.0	Update on funding sources Distributions of projects by Sector.....	36
2.17	Stages of Completion	37
2.18	UPDATE ON DISBURSEMENT FROM FUNDING SOURCES	37
2.18.1	Update on Revenue Sources.....	38
2.18.2	Update on Expenditure	39
2.6.....	41
2.7	Update on COVID-19 Pandemic	41
2.7.1	DISINFECTION EXERCISE	42
2.7.2	PORT HEALTH.....	43
2.8	National Ambulance Service.....	43
2.9	Poverty Reduction Programmes and other Interventions	43
2.8.1	Free Rides Mass Transit for School Children.....	43
2.8.2	Free Uniforms, Sandals and Textbooks	43
2.9.3	Livelihood Empowerment against Poverty (LEAP)	43
2.9.4	Youth Employment Agency	44
2.10	The Nation Builders Corps. (NABCO).	45
2.9	INDUSTRIALISING GHANA FROM THE GROUND UP: ONE DISTRICT, ONE FACTORY	46
2.10	ONE CONSTITUENCY-ONE MILLION DOLLARS PROGRAMME .	46
	CHAPTER THREE	48
3.0	The Way Forward.....	48
3.1	Key issues addressed and those yet to be addressed.....	48
3.2	Recommendations	49
3.2	Participatory Monitoring and Evaluations (PM&E) undertaken and their Results	49
3.3	Conclusion	51
ANNEX 2 :	52

LIST OF TABLES

Table 1: Percentage increase in tourist arrivals	13
Table 2: Adult District HIV/AIDS prevalence rate and Median Antenatal HIV prevalence	20
Table 3: Number of people taking up HIV testing and counseling	21
Table 4 District PMTCT uptake	21
Table 5: ITN use by high risk category	22
Table 6: Proportion/length of roads/drains maintained/rehabilitated	23
Table 7: Percentage change in number of households with access to electricity	24
Table 8: Percentage of population with sustainable access to safe water sources	25
Table 9: Percentage of population with sustainable access to improved sanitation (flush toilets, KVIP, household latrine).....	26
Table 10: Hectares of degraded forest lands rehabilitated/ restored.....	27
Table 11: Number of victims of flood and fire disasters	28
Table 12: Level of CSOs engagement in policy formulation process	29

LIST OF ABBREVIATIONS

PR	-	Progress Report
MDA'S	-	Ministries, Department and Agencies
MTDP	-	Medium Term Development Plan
IGF	-	Internal Generated Fund
DACF	-	District Assembly Common Fund
MLGRD	-	Ministry of Local Gov't, Rural Development & Env't
DPCU	-	District Planning Co-ordinating Unit
RPCU	-	Regional Planning Coordinating Unit
M & E	-	Monitoring and Evaluation
NDPC	-	National Development Planning Commission
HFA	-	Health Facility Attendance Card
NHIA	-	National Health Insurance Authority
NHIS	-	National Health Insurance Scheme
OPD	-	OutPatientDepartment
IPD	-	In Patient Department
PPE	-	Personal Protection Equipment
BAC	-	Business Advisory Centre
SME'S	-	Small Medium Scale Enterprise
LRED	-	Local & Regional Economic Development
ITN	-	Insecticide Treated Net

VCT	-	Voluntary Counselling & Testing
PLWHA	-	People Living with HIV/AIDS
CBRDP	-	Community Base Rural Development Project
NYEP	-	National Youth Employment Programme
GETFUND	-	Ghana Education Trust Fund
GoG	-	Government of Ghana
GSGDA	-	Ghana Shared Growth and Development Agenda
DoA	-	Department of Agriculture

CHAPTER ONE

INTRODUCTION

This report covers the period from 1st April to 30th June, 2022. The review for the Second quarter 2022 marks the Second of the sixteenth implementation of policies, programmes and projects outlined in the Dormaa West District Assembly's Medium-Term Development Plan (2022-2025) under the Medium Term National Development Policy Frame work 'An Agenda for Job: Creating Prosperity and Equal Opportunity for All II (2022-2025).

It is the responsibility of all decentralized Departments and Agencies to translate the DMTDP into actions that must demonstrate, through evidenced based information, that these interventions are having the desired results in terms of transforming the lives of all beneficiaries. A teased out Composite Annual Action Plan from the MTPD must be implemented, monitored and evaluated within the space of one year but progressively reported on quarterly.

Hence, this report provides outcome of the Second quarter, 2022 monitoring and evaluation of programmes and projects under DACF, DDF, GETFund and IGF.

2.1 1.1 PURPOSE OF THE 2022 SECOND QUARTER PROGRESS REPORT

The purpose of this report is to

- Increase project and programmes accountability with donors and other stakeholders and to provide managers with the opportunity to make timely adjustment
- provide feedback to enhance learning and to improve the planning process and effectiveness of interventions
- provide management staff and other stakeholders with information on whether or not progress is being made towards achieving stated objectives
- provide corrective actions to improve the programme or project design, work plan and implementation strategies.

2.2 1.2 PROCESSES INVOLVED AND DIFFICULTIES ENCOUNTERED

The report has been compiled from an assessment of the status of indicators and targets, which were adopted for monitoring and evaluating the achievements and impact of key policy and programme interventions undertaken during the Second quarter.

1.2.1 Processes Involved (methodology)

Processes used to monitor and evaluate attainment of the goals and objectives of the District Medium Term Plan within the Second quarter of the year 2022 included; the use of both primary and secondary data from departments and their reports respectively, District Planning Co-ordinating Unit meeting, District Composite Review meetings, Public hearing of Budget, District Assembly sub-committee meeting, meetings of sub-district structures, town hall meeting, participatory monitoring and evaluation of projects and programmes and analyses of funds flow against outputs.

1.2.2 Difficulties Encountered

- Inadequate capacity in M&E at Departmental and sub-structure level.
- Delay in data submission by Department and Agencies
- Inadequate and reliable data on socio-economic indicators
- Inadequate logistical and financial support for effective M&E activities.
- Lack of standard reporting format for Departments and Agencies of the Assembly

2.3 1.3 STATUS OF IMPLEMENTATION OF DISTRICT MEDIUM TERM DEVELOPMENT PLAN. (DMTDP 2022- 2025)

This report marks the Second quarter of the first year (2022) of implementation of the Medium Term Development Plan prepared under the Agenda for Job: Creating Prosperity and Equal Opportunity for All (2022-2025) II. To demonstrate through evidenced based information that the desired results were being met, a result based Monitoring and Evaluation system was prepared to facilitate collection, analysis and dissemination of information on performance indicators and outcomes.

The status of implementation of specific initiatives under the various development dimensions as at June, 2022 included;

2.4 1.4 ECONOMIC DEVELOPMENT

Economic Development Build an Industrialized, Inclusive and Resilient Economy with High Levels of Employment and Decent Work.

1.4.1 Tourism and Creative Arts Development

1.4.1.1 TOURISM

In line with the Sustainable Development Goal 8 which is aimed to promote sustained, inclusive and sustainable economic growth, full and productive employment and decent work for all. The District Assembly devised and implemented policies to promote sustainable tourism that creates jobs and promote local culture and products but the department of tourism is currently not functioning in the District. This has made it extremely difficult to keep data on tourists that enter the district. The District Assembly has however, identified the Kogyina Border and the Royal cemetery as potential tourist sites for development in the near future.

The District serves as a transit point to the neighboring Districts such as Debiso, Bia East, Dormaa Central Municipal, and the Republic of La Cote d' Ivoire. Making the District an attract place to do business especially buying and selling of cocoa, cashew and other cash crops or investment / wholesale and retail trading and/or in transport business. It is believed that, by the strategic location of the Capital, the youth could take advantage to create some form of employment for themselves.

TABLE 1: PERCENTAGE INCREASE IN TOURIST ARRIVALS

Indicator	2022 Target	1 st Quarter Indicator Level	2 nd Quarter Indicator Level	3 rd Quarter Indicator Level	4 th Quarter Indicator Level
% Increase in tourist arrivals	10%	0%	0%		
7	10%	0.4%	0%		

Source: Ghana Tourist Authority, Second quarter 2022

2.5 1.4.1.2 PROMOTE THE CREATIVE ARTS INDUSTRY FOR ECONOMIC DEVELOPMENT

The District is one of the creative art industrial areas with opportunities which are aimed at enhancing economic development and improving the economic wellbeing of the citizenry.

The endowment of the forest makes it cheaper and easier to do carpentry and other related wood work hence reducing youth unemployment in the District. Some very few individuals have also taken it upon themselves to nurture upcoming young talents who have interest in music and dance, biblical memorization, football and riding. This is good for the district as the district is likely to represent Ghana on the Globe one day to come.

During the period under review, one (1) of these activities were recorded within the District.

1.4.1.3 PROMOTION OF CULTURE

This quarter under review also saw some cultural activities been carried out in the District. What this means is that, the Directorate encouraged schools to organize “ Open Day” for schools in the District. This day was used for SPAM assessment and cultural display.

1.4.2 Private Sector Development

1.4.2.1 PROVIDING TRAINING AND BUSINESS DEVELOPMENT SERVICES

During the quarter under review, training and technical assistants were provided to Micro, Small and Medium Enterprises by the Ghana Enterprises Agency (GEA).

The Agency engaged rice farmers in the various communities to register them under the Registrar General’s Department and formed the Rice Union for these Farm Based Organizations (FBOs). These FBOs numbered 8. They were asked to select their representatives who will represent them on the Board of the Nkrankwanta Rice Processing Factory and those who will serve on the committee.

The Ghana Enterprises Agency (GEA) went to the communities to register youth for the Mastercard Young Africa Works Project which seeks to create dignified jobs for the youth. The GEA did not receive any form of funding to support its activities.

1.4.2.2 ENHANCING ACCESS TO AFFORDABLE CREDIT

Under the Second quarter under review, the Ghana Enterprises Agency (GEA) formerly National Board for Small Scale Industries (NBSSI) was still registering the Youth for West Africa Master for Young Entrepreneurs’ Apprenticeship programme in the Dormaa West District. online register for interested applicants is still ongoing for the second time. In all, 30 Females and 20 Males were captured and the registration for both service providers and would- be-apprentices done. The successful implementation means, more skills development and capacity building for the School drop-outs especially girls. The District stands to raise more revenue in the near future from additional self-employed persons.

1.4.3 Agriculture and Rural Development

AEA’s field visits, DDA monitoring, DO’s supervision, as well as other planned administrative activities were carried out during the period under review.

During the quarter the department has undertaken a number of activities to improve food production such as monitoring of farms to guide farmers on recommended crop storage systems and prevention of other means of postharvest losses.

1.4.3.1 IMPROVE AGRICULTURAL PRODUCTIVITY

CROP AND VEGETABLE PRODUCTION

2.1 In line with **Sustainable Development Goal 2: End hunger, achieve food security and improved nutrition and promote sustainable agriculture** with a target of doubling the agricultural productivity and incomes of small-scale food producers, in particular women, indigenous peoples, family farmers, pastoralists and fishers, including through secure and equal access to land, other productive resources and inputs, knowledge, financial services, markets and opportunities for value addition and non-farm employment.

2.2 External Factors Impacting on Agriculture Production

TABLE 11

External Factor	Type of crop(s)	Area (Ha)	Communities	No. of Farmers Affected		
				Male	Female	Total
NIL	NIL	NIL	NIL	NIL	NIL	NIL

There were no cases of adverse external factors on crops.

2.3 Pest and Disease Situation

TABLE 12 PLANT CLINIC ACTIVITIES

SESSIONS	QUERIES RECEIVED AND ADDRESSED	MALE	FEMALE
13	73	40	33

Plant clinic sessions were held in Nkrankwanta, Krakrom and Diabaa. There were field visits to address farmers’ crop constraints (example; Coconut beetles, Cocoa Mirids, whiteflies on pepper and garden eggs among others). There was no pest or disease that significantly affected crop production during the period.

FOOD BASE NUTRITION EDUCATION

Information/Technologies Disseminated	Number of Beneficiaries					
	Total	M	F	Youth	Aged	PLWD
Awareness creation on food-based nutrition in relation to food production	50	32	18	24	21	2
Number of people sensitized on bio-fortified high nutrient crops	66	14	22	8	19	1
Number of new recipes developed	-	-	-	-	-	-
Number of people reached with food enrichment	-	-	-	-	-	-
Number of people reached in food demonstration	-	-	-	-	-	-
Number of people adopting technologies in food based nutrition	16	-	12	6	6	-
Total	132	46	52	38	46	3

2. PERCENTAGE CHANGE OF FEMALES ACCESSING CREDIT AND AGRICULTURAL INPUTS

ALONG THE VALUE CHAIN

	Number of Beneficiaries					
	Total	M	F	Youth	Aged	PLWD
Number of farmers accessing credit and other financial services	-	-	-	-	-	-
Number of processors accessing credit and other financial services	-	-	-	-	-	-
Number of farmers accessing subsidized fertilizer	-	-	-	-	-	-
Number of farmers accessing improved seeds	34	25	19	24	36	2
Proportion of farmers who own/access at least a parcel of land	-	-	-	-	-	-
Total	34	25	19	24	36	2

Maize and rice farmer have access to improved seeds from the Agric office. Access to finance has always been a challenge due to their inability to come together as a group.

3. GENDER PROGRAM IMPLEMENTED

Implementation of the GADS II	Number of Beneficiaries					
	Total	M	F	Youth	Aged	PLWD
Gender training for gender focal persons	-	-	-	-	-	-
Number of inputs dealers sensitized on how to access agricultural Credit and other financial services	-	-	-	-	-	-
Number of farmers sensitized on how to access agricultural Credit and other financial services	-	-	-	-	-	-
The number of processors sensitized on	-	-	-	-	-	-

how to access agricultural credit and other financial services						
Number of women extension volunteer in extension delivery service	1	-	1	1	-	-
Number of women trained in off-farm livelihood business activities	10	-	10	5	6	0
Number of agricultural traders sensitized on agricultural credit and other financial services	-	-	-	-	-	-
Number of processors who are able access/operated gender-sensitive processing technologies	-	-	-	-	-	-
Number of people reached at stakeholders engagement sessions organized on land lease reforms	-	-	-	-	-	-
Number of beneficiaries trained on food safety and personal hygiene	95	98	85	42	18	4
Total	106	98	96	48	24	4

Farmer groups at Kwakuanya, Diabaa, Yaakrom and Abusuapeade were trained on personal hygiene as to how to regularly clean their vegetables and hands before consumption. One solely women group of 10 were also sensitized on prospects in snail rearing and mushroom production.



A MEMBER OF JOPOKU RICE FARMER GROUP BEING TRAINED ON THE OPERATION OF RICE REAPER AT ABUSUAPEADE BY THE REGIONAL ENGINEER

4. OTHER GENERIC INDICATORS

	Number of Yes	Number of No	Total
Availability of gender focal person (Yes=1/No= 0)	1	-	1
Mainstreamed gender into all plans/projects/programmes (Yes=1/No=0)	5	0	4
Total number of programmes implemented	0	0	0

	Number
Number of gender mainstreamed programmes implemented	2
No of beneficiaries of gender sensitive technologies	85
No of beneficiaries practicing gender sensitive technologies demonstrated	45
Adoption rate of new and improved gender sensitive technologies	52%

Note: Most of the 2022 planned activities are yet to be executed due to non-release of funds.

ECONOMIC DEVELOPMENT DIMENSION

Under the Economic Development Dimension, the activities undertaken were not different from the Second quarter activities. The activities included; Preparing and updating of fee fixing resolution, Training of 30 revenue collectors and registry staff, organizing 1 No. Sensitization workshops on revenue mobilization, intensifying systems of monitoring of revenue collectors, Serving Tax defaulters with demand notices, composed revenue tax force to maximize revenue collection and radio education and interaction on the need to pay tax. These activities were conducted to improve revenue generation.

2.6 1.5 SOCIAL DEVELOPMENT

1.5.1 CREATE AN EQUITABLE, HEALTHY AND DISCIPLINED SOCIETY WITH OPPORTUNITIES FOR ALL

1.5.2 EDUCATION

Sustainable Development Goal 4: Ensure inclusive and equitable quality education and promote lifelong learning opportunities for all with target 4.c; By 2030, substantially increase the supply of qualified teachers, including through international cooperation for teacher

training in developing countries, especially least developed countries and small island developing States.

1.5.2.1 INCREASE ACCESS TO EDUCATION AND TRAINING AT ALL LEVELS, WITH EMPHASIS ON GENDER EQUALITY

1.5.2.2 GROSS ENROLMENT RATIO (GER)

The gross enrolment ratio for primary school and junior high school did no changed in the Second quarter of 2022. GER in the second remained 84.7%. The GER target for primary level was equal in the Second quarter of 2022. The equal made in education can be attributed to the implementation of the FCUBE, the Capitation Grant, the School Feeding Programme, GPASS and improvements in infrastructure.

1.5.3 HEALTH

2.7 The goal is to bridge equity gap in access to quality health care and nutritional services.

The immunization coverage (Penta 3) recorded was 28.00%. The Antenatal Care coverage (At least 1 visit) increased to 18.32% from 17.48%,. The Antenatal Care coverage (At least 4 visits) recorded an increase of 85.00%. The supervised deliveries recorded an increase of 14.09% from 15.07%. Under five mortality and infant mortality was 0 and 0 respectively.

1.5.3.3 HIV/AIDS/STI/TB TRANSMISSION

The 2022 surveillance is still ongoing. The prevalence rate for the Second quarter of 2022 was 0.05% which is lower than the regional prevalence rate of 1.8%.

TABLE 2: ADULT DISTRICT HIV/AIDS PREVALENCE RATE AND MEDIAN ANTENATAL HIV PREVALENCE

Indicators	1 st Quarter 2022	2 nd Quarter 2022	3 rd Quarter 2022	4 th Quarter 2022
District HIV prevalence rate	1.8%			

Source: Department of Health Services, Second quarter 2022

1.5.3.4 HIV TESTING AND COUNSELLING

The number of HIV testing and counseling centers was 2. The number of people counseled and tested increased from 120 to 445 during the quarter under review.

TABLE 3: NUMBER OF PEOPLE TAKING UP HIV TESTING AND COUNSELING

Indicators	1 st Quarter	2 nd Quarter	3 rd Quarter	4 th Quarter
	Indicator Level	Indicator Level	Indicator Level	Indicator Level
Number of HIV testing and counseling centers	2	2		
Number of people counseled and tested	670	711		

Source: Department of Health Services, Second quarter 2022

1.5.3.5 PREVENTION OF MOTHER-TO-CHILD TRANSMISSION (PMTCT)

The total number of pregnant women tested was 445 during the quarter under review.

TABLE 4 DISTRICT PMTCT UPTAKE

Indicators	1 st Quarter	2 nd Quarter	3 rd Quarter	4 th Quarter
	Indicator Level	Indicator Level	Quarter Indicator Level	Indicator Level
Total number of pregnant women tested	1129	445		
Percent on treatment	100%	95%		
Total number tested positive	7	25		
Total number on treatment	48%	47%		

Source: Department of Health Services, Second quarter 2022

2.8 1.5.3.6 MALARIA CONTROL

The under-five malaria case fatality was 0. Also, the LLIN coverage (children under 5 years) increased from 54.16% to 55.10%. Finally, the ITN coverage (pregnant women) also increased from 52.22% to 53.25% during the quarter under review.

TABLE 5: ITN USE BY HIGH RISK CATEGORY

Indicators	2022 Target	1 st Quarter Indicator Level	2 nd Quarter Indicator Level	3 rd Quarter Indicator Level	4 th Quarter Indicator Level
Under-five malaria case fatality	-	-	-		
LLIN coverage (children under 5 years)	100%	53.12%	55.10%		
ITN coverage (pregnant women)	100%	51.12%	53.25%		

Source: Department of Health Services, Second quarter 2022

The District Health Director instituted several measures leading to the success story as depicted above.

- Intensification of education and awareness on malaria and the need to sleep under treated mosquito nets
- More distribution of ITN to pregnant mothers
- LLIN coverage drive for children under 5 years

2.9 1.6 ENVIRONMENT, INFRASTRUCTURE AND HUMAN SETTLEMENTS

2.10 The goal of this development dimension is to build Safe, Well Planned and Sustainable Communities While Protecting the Natural Environment

1.6.1 Transport Infrastructure

1.6.1.1 ROADS

In line with the **SDG Goal 11: Making cities and human settlements inclusive, safe, resilient and sustainable. With a target of** providing access to safe, affordable, accessible and sustainable transport systems for all, improving road safety, notably by expanding public transport road network.

In the Second quarter of 2022, 0 km urban roads were done.

TABLE 6: PROPORTION/LENGTH OF ROADS/DRAINS MAINTAINED/REHABILITATED

Indicator		2022 Target	1 st Quarter Indicator Level	2 nd Quarter Indicator Level	3 rd Quarter Indicator Level	4 th Quarter Indicator Level
Proportion/length of roads/drains maintained/rehabilitated	Trunk Roads (km)	-	0	0		
	Urban Roads (km)	-	0	0		
	Sealing	-	0	0		
	Gravelling	9km	0	2.5km		
	Road Line Marking	-	0	0		
	Pot Hole Patching	-	0	0		
	Grading and Patching	-	0	0		
	Traffic Signal Maintenance (Road signs)	-	0	0		
	Desilting/Drain cleaning	100km	0	10mm		
	Feeder Roads	100km	0	2.9		
Drainage works	-	0	0			

Source: Department of Works, Second quarter, 2022

Commented [G1]: NO DATA

1.6.2 Energy Supply to Support Industry and Households

In line with the SD Goal of **Ensuring access to affordable, reliable, sustainable and modern energy for all and working toward target 7.1:** By 2030, ensure universal access to affordable, reliable and modern energy services

1.6.2.1 ELECTRICITY

The Rural Electrification Programme made a tremendous effort in the District for more communities to be connected to the national grid. The District does not set target for electricity since the expansion is majorly controlled by the ministry of energy and the VRA. However, a number of communities have been completed under Phase I and II of the Project. The District Assembly neither procured any low tension electricity poles nor received any Energy saving Bulbs for distribution within the District. Following this, the District record new connection in the quarter under review from the VRA’s collaboration.

TABLE 7: PERCENTAGE CHANGE IN NUMBER OF HOUSEHOLDS WITH ACCESS TO ELECTRICITY

Indicator	2022 Target	1 st Quarter Indicator Level	2 nd Quarter Indicator Level	3 rd Quarter Indicator Level	4 th Quarter Indicator Level
% Change in number of households with access to electricity	15%	3%	5%		

Source: Volta River Authority, Second quarter, 2022

1.6.3 Safe Water and Sanitation

1.6.3.1 SAFE WATER

The District’s coverage is high with an average access where people do not have to walk a longer distance to access water point. The percentage (%) population with sustainable access to safe water sources (coverage) all year round increased recorded 66.3% to 69.3%. The percentage (%) of population served with other safe source recorded 17.6%. The Total population served with sustainable access to safe water recorded 31,537.

TABLE 8: PERCENTAGE OF POPULATION WITH SUSTAINABLE ACCESS TO SAFE WATER SOURCES

Indicator	2022 Target	1 st Quarter Indicator Level	2 nd Quarter Indicator Level	3 rd Quarter Indicator Level	4 th Quarter Indicator Level
% population with sustainable access to safe water sources (Coverage) all year round	70%	65%	69.3%		
% of population served with other safe source (specify)	20%	14%	17.6%		

Source: Water and Sanitation / DEH, Second quarter, 2022

Commented [G2]: NO DATA

1.6.3.2 SANITATION

The proportion of the population with access to improved sanitation in the District was 48.5%. The number of final dumping sites in the District recorded 1. The number of public toilets recorded 9.

Also, the number of public toilets under private management recorded 9. The number of public toilets under Assembly management recorded 0. The number of 10m³ refuse containers remained recorded 8. The number of 240L refuse containers recorded 7. The number of public cemeteries in the District remained recorded 24.

The statistics on sanitation in the District shows the Assembly is doing its best but the logistical support to the unit for enhanced sanitation in the district is woefully inadequate. Public- Private Partnership (PPP) should be solicited and promoted to beef up environmental sanitation specially, in the District.

TABLE 9: PERCENTAGE OF POPULATION WITH SUSTAINABLE ACCESS TO IMPROVED SANITATION (FLUSH TOILETS, KVIP, HOUSEHOLD LATRINE)

Indicators	2022 Target	1 st Quarter Indicator Level	2 nd Quarter Indicator Level	3 rd Quarter Indicator Level	4 th Quarter Indicator Level
% of population with access to improved sanitation (flush toilets, KVIP, household latrine)	40%	30%	30%		
No of final dumping sites (specify)	5	1	1		
No. of refuse containers (specify)	-	-	-		
	20	9	9		
No. of public cemeteries	9	1	1		

Source: Water and Sanitation Team/ DEH, Second quarter, 2022

Commented [G3]: NO DATA

1.6.4 Sustainable Natural Resource Management

1.6.4.1 RESTORATION OF DEGRADED LANDS

In line with Sustainable Development Goal 15: Protect, restore and promote sustainable use of terrestrial ecosystems, sustainably manage forests, combat desertification, halt and reverse land degradation and halt biodiversity loss, there is a continuous effort by the Forestry Commission, Fire Service, EPA and other relevant organizations to restore degraded lands in the District, which is largely the result of bush burning, overgrazing and the indiscriminate felling of trees for firewood. The District Fire Service Station is almost near completion and yet to have a District Office for the Department of Forestry. The absence of these essential Officers in the District especially a Fire Station makes the District fire prone which could lead to loss of lives and properties in case they happen

The hectares of degraded forests and lands rehabilitated or restored in the Second quarter of 2022 was 0.0 hectares. The Afforestation unit through the Youth in Afforestation is still

planting more trees to sustain the green vegetation in the District. Employment has been created for the youth within the District while preserving the forest

TABLE 10: HECTARES OF DEGRADED FOREST LANDS REHABILITATED/ RESTORED

Indicator	2022 Target	1 st Quarter Indicator Level	2 nd Quarter Indicator Level	3 rd Quarter Indicator Level	4 th Quarter Indicator Level
Hectares of degraded forest lands rehabilitated/ restored	10ha	0ha	3ha		

Source: Department of Natural Resource Conservation (Forestry) Second quarter, 2022

As part of efforts to maintain the existing forest reserves in the District the Forestry Commission cleaned and inspected 10km of forest boundaries, patrolled 13km of areas outside forest reserves and sensitized communities on wildfires. The Green Ghana was celebrated with planting of Trees

1.6.5 NATURAL DISASTERS, RISKS AND VULNERABILITY

In line with **Sustainable Development** Goal 11: Make cities and human settlements inclusive, safe, resilient and sustainable, the District is making efforts to reduce the number of deaths and the number of people affected by disasters, including water-related disasters, with a focus on protecting the poor and people in vulnerable situations. During the Second quarter, no case of death was recorded to this effect.

1.6.5.1 RECORDED INCIDENCES OF WIND STORMS

The recorded incidences of bush fires in the District for the quarter under review was zero (0). 3 incidence of wind storm with 9 people displaced.

To mitigate the impact of fire disasters, the National Disaster Management Organization (NADMO) and the District Assembly organized a sensitization and education programmes on the detection, prevention and extinguishment of fires.

1.6.5.2 NUMBER OF VICTIMS OF FLOOD AND FIRE DISASTERS

The District did not record any death, floods but recorded windstorms for the Second quarter.

TABLE 11: NUMBER OF VICTIMS OF FLOOD AND FIRE DISASTERS

Indicator	2022 Target	1st Quarter Indicator Level	2nd Quarter Indicator Level	3rd Quarter Indicator Level	4 th Quarter Indicator Level
Number of fires	50	0	0		
Total number of persons displaced	130	67	6		
Number of deaths recorded	-	0	0		
Number of floods	80	0	0		
Windstorm	350	99	9		

Source: NADMO, Second quarter, 2022

In light of commitment of the Assembly and government directive to complete all on-going project before embarking on new projects, the Achievements under this development dimension for the 2nd Quarter under review continuous to be the same with changes in health and education programmes. They include;

- Rehabilitate/Spot Improvement of Feeder Roads
- Construct 10No. Refuse containers concrete platform
- Repairs and maintenance of broken water facilities
- Organise monthly clean-up exercise in the district.

2.11 1.7 GOVERNANCE, CORRUPTION AND PUBLIC ACCOUNTABILITY

2.12 Building an Effective, Efficient and Dynamic Institutions for National Development is the goal of this development dimension.

The District is working towards achieving SDG Goal 16 which is aimed to promote peaceful and inclusive societies for sustainable development, provide access to justice for all and build effective, accountable and inclusive institutions at all levels with the following targets:

- Promote the rule of law at the national and international levels and ensure equal access to justice for all
- Develop effective, accountable and transparent institutions at all levels
- Develop quality, reliable, sustainable and resilient infrastructure, including regional and trans-border infrastructure, to support economic development and human well-being, with a focus on affordable and equitable access for all.

1.7.1 Local Government and Decentralisation

1.7.1.1 LEVEL OF CSOs ENGAGEMENT IN POLICY FORMULATION PROCESS

In the Second quarter of 2022, one interactive meeting with development partners (i.e. CBOs and FBOs) was organized in the District. A town hall meeting that discussed accountability issues especially how the DA implements capital projects was organised.

TABLE 12: LEVEL OF CSOs ENGAGEMENT IN POLICY FORMULATION PROCESS

Indicator	2022 Target	1 st Quarter Indicator Level	2 nd Quarter Indicator Level	3 rd Quarter Indicator Level	4 th Quarter Indicator Level
Number of development partners (CBOs) meeting organized	3	1	1		

Source: Central Administration Department, Second quarter 2022

2.13 The Dormaa West District undertook the following within the quarter under review;

- Organised 1 public forum on Assembly's project
- Organised a District Technical Sub-Committee meeting

- One General Assembly meeting was held
- Organize mandatory DA meetings (EXECO, DPCU, DISEC, DEOC District Health Committee etc)
-

1.8 PROPORTION OF THE DMTDP IMPLEMENTED IN SECOND QUARTER 2022

TABLE 1: PROPORTION OF THE DMTDP IMPLEMENTED IN SECOND QUARTER 2022

Indicators	Baseline 2017	Actual 2018	Actual 2019	Actual 2020	Actual 2021	Target 2022	Actual 2021 1st Quarter	Actual 2020 2nd Quarter	Actual 2022 3rd Quarter	Actual 2022 4th Quarter
1. Proportion of the Annual Action Plan (AAPs) implemented by the end of year										
Percentage completed	62.31	90%	89.54 %	91%	21.48 %	94.8%	57.48 %	57.48 %		
Percentage of ongoing interventions	27.51	5%	23.17 %	5%	74.92 %	90.92 %	43.92 %	43.92 %		
Percentage of interventions abandoned	-	0%	7.32%	0%	0%	0%	0%	0%		
Percentage of interventions yet to start	10.18	5%	10.98 %	5%	0.6%	5%	0.6%	0.6%		
Percentage of interventions executed outside the plan	-	-	-	0%	1.0%	0%	1.0%	1.0%		
2. Proportion of the overall	75.31 %	50%	43.25	60%	42.6%	42.6%	5.49%	5.49%		

MTDP implement ed by the end of the year										
------------------------------------------------------	--	--	--	--	--	--	--	--	--	--

Note: The District implemented 24.22% of total activities in the 2022 Annual Action Plan within the Second quarter. This is due to the fact that 437% of the total activities in the 2022 AAP were ongoing before the beginning of the year. It implies, the actual performance of the District, in terms of implementing new projects and programmes was 47%,.

CHAPTER TWO

MONITORING AND EVALUATION ACTIVITIES REPORT

2.14 Monitoring and Evaluation of the MTDP 2022 – 2025

As part of the mechanism instituted for monitoring progress of implementation of the District Medium Term Development Plan 2022 – 2025 under the Agenda for Jobs: Creating Prosperity and Equal opportunity for all II(Agenda for Jobs) 2022 – 2025 at the District level, the Dormaa West District Assembly prepared their Quarterly Report to serve as inputs into the National Annual Progress Report. The purpose of monitoring and evaluation activities at the District level is to:

- a) Provide information for effective coordination of District development at the regional level;;
- b) Reinforce ownership of the MMTDP and build M &E capacity within the district
- c) Assess whether the District Medium Term Development Plan (MMTDP) targets are being met.
- d) Identify achievement constraints and failures so that improvements can be made to the MMTDP and project design to achieve better result
- e) Improve service delivery and influence allocation of resources in the District
- f) Identify the appropriate interventions that will increase the responsiveness of targeted beneficiaries;
- g) Document lessons learnt from the implementation of programmes and projects; and
- h) Demonstrate results to stakeholders as part of accountability and transparency.

The various activities in the 2022 Annual Action Plan monitored during their implementations in the Second quarter are explained in this chapter.

2.15 Programmes/projects status for the Second quarter 2022

The systematic monitoring and evaluation of the District Medium Term Development Plan (2022-2025) and reporting will demonstrate the extent of progress made towards the implementation of the 'Agenda for Job Creation'.

The total number of activities in the 2022 AAP is 143 These include 30 physical projects representing 20% of the total projects. Non-physical activities were 113 representing 80%. These projects covered sensitive areas such as; health, education, water and sanitation,

climate change, energy, transparent and accountable governance as well as social protection programmes.

Monitoring reports disclosed that 143 projects and programmes in the plan were being implemented. These included 30 physical projects and 111 Non-Physical projects. *Appendix 1* and *Appendix 2* show the project register and programme register for implemented physical projects and non-physical projects respectively.

2.16 Sources of Funding

During the quarter under review, 21 physical projects were under implementation using various sources of funds. Table 2 below shows summary of the funding sources for the projects.

TABLE 2: SOURCES OF FUNDS FOR PROJECTS

Sector	DACF	DDF	IGF	GoG	MP's	TOTAL	PERCENT AGE
Education	6	1			1	8	32%
Health	1	3			2	6	24%
Governance				1		1	4%
Water and Sanitation	3	2	1			6	24%
Roads	2					2	8.0%
Economy							
Energy	2					2	8.0%
Total	14	6	1	1	3	25	100
Percentage	56	24	4	4	12	100	

The District Assembly Common Fund (DACF) is the main source of funding (50.0%) for development projects in the District. This is followed by GETFund and District Development Facility (DDF) which have been complementing development in the District.

2.3.0 Update on funding sources Distributions of projects by Sector

The distribution of the 21 projects under execution by the end of the quarter according to sectors was as follows:

<u>SECTOR</u>	<u>NO. OF PROJECTS</u>	<u>PERCENTAGE</u>
Education	8	32%
Energy	2	8.0%
Water and Sanitation	6	24%
Health	6	24%
Roads	2	8.0%
Economy	0	0.0%
Government	1	4.0%
TOTAL	25	100.0%

Health sector and education attracted the highest percentages of 33% and 29% respectively of all projects under execution in the District by the end of the quarter. This implies that the Assembly wants to improve upon the quality of education and good health of the people in order to enhance the human resource base.

2.17 Stages of Completion

The stages of completion of works on the projects in the District were as follows:

Completed	17	68%
On-going	8	32%
Abandoned	0	0%
Total	25	100%

2.18 UPDATE ON DISBURSEMENT FROM FUNDING SOURCES

The sources of Funds of the Assembly included Internally Generated Fund (IGF), District Assembly Common Fund (DACF), District Development Facility (DDF) among others. The table below gives details of the sources as well as the amount generated or received for the quarter under review.

2.18.1 Update on Revenue Sources.

The table below shows update on funding for the period under review.

Revenue Items	Target 2022	FIRST QUARTER 2022	SECOND QUARTER 2022	THIRD QUARTER 2022	SECOND QUARTER 2022
DACF	4,244,007.27	432,645.50	721,105.78		
DACF (MP)	4,000,000.00	1.52	178,777.00		
PWD	150,000.00	29,611.50	86,629.22		
G-SOP	-	-	-		
M-SHAP	50,000.00	15,800.00	25,679.20		
GSFP	0.00	0.00	0.00		
SRWSP	0.00	0.00	0.00		
DDF	1,798,739.00	-	1,154,512.80		
IGF	398,620	117,560.72	273,806.02		
UNICEF Funds	0.00	0.00	15,000.00		
Donor (DOA)	0.00	0.00	35,164.71		
GOG (Compensation Plus Good & Services)	97,250.13	32,806.93	1,259,528.60		

Source: District Finance Department, JULY 2022.

The district had 68.68% of mobilised IGF for 2022 as compared with the first quarter 29.4%.

2.18.2 Update on Expenditure

EXPENDITURE ITEM	Target 2022	FIRST QUARTER 2022	SECOND QUARTER 2022	THIRD QUARTER 2022	SECOND QUARTER 2022
DACF	30,000.00	8,553.	785,262.63		
DACF (MP)	100,000.00	30,933.00	125,992.99		
PWD	97,000.00	11,518.00	52,580.00		
M-SHAP	20,000.00	5,002.00	9,477.36		
DACF-RFG (DDF)	1,500,000.00	123,209.92	229,000.53		
IGF	160,000.00	123,936.54	252,946.45		
GoG	1,000,000.00	-	1,259,528.60		
Compensation	1,667,785.53	352,011.14	36,877.15		
Goods and Services	3,514,185.26	111,630.80			
CAPET	3,157,522.74	79,328.92			
UNICEF/ Others	0	122,499.74	18,962.00		

TOTAL	9,586,493.53	968,623.06	2,770,627.18		
--------------	---------------------	-------------------	---------------------	--	--

Source: District Finance Office, July, 2022

The table above gives a summary of disbursement. It is important to state that, there were releases in respect of DACF. Investment continues to take a chunk of the Assembly's resources for Second quarter, 2022 followed by Service expenditure. However, Special Projects mandatory for the Assembly to undertake and Administration covered a smaller percentage of expenditure over the same period as compared to 1st quarter 2022 where Special Projects was the second leading expenditure item of the Assembly.

COMMENTS ON:

- a. Other challenges with regard to disbursements: The untimely and inadequacy of funds heavily impacted negatively on service delivery and programmes/projects implementation for the Second quarter.
- b. Utilization of Funds in accordance with Budget: No projects/program were executed outside the DA's budget for the Second quarter.
- c. Adequacy of fund Inadequacy of funds from IGF, Donor and GoG Grants for the Assembly to execute projects

SUMMARY OF UPDATE ON CRITICAL DEVELOPMENT ISSUES

Critical Development And Poverty Issues	Allocation GH¢	Actual receipt GH¢	Number of Beneficiaries			
			Targets	Actuals	M	F
Ghana School Feeding Programme	615,067	-	5,145	4,786	2,500	2,286
Capitation Grants	120,000.00	100,119.3	12,765	10,221		
National Health Insurance Scheme	No data	No Data				

Livelihood Empowerment Agents Poverty LEAP Programme	27,831.00	25,893.00	170	148	67	81
National Youth Employment Programme	-	-	65	47	39	8
One-District- one factory	-	-	-	-	-	-
One village one dam Programme	-	-	-	-	-	-
Planting for Food and Jobs Programme	105,000.00	-	1000	494	393	101
Free SHS Programme	25,000.00	-	-	1,230	525	705
National Entrepreneurship and Innovation Plan (NEIP)	-	-	-	-	-	-
Implementation of Infrastructure for Poverty Eradication Programme (IPEP)	200,886.75	-	120	30	14	16
NABCO	-	-	100	48	36	12

Source: Departments and Agencies, June, 2022

2.6

2.7 Update on COVID-19 Pandemic

As at the Second quarter 2022, the District did not have any recorded or confirmed case of COVID-19 pandemic. However, as part of precautionary measures, the following activities to prevent the pandemic were still on-going.

- Effective social distancing protocols were strictly observed
- Routine monitoring at border Towns
- Public education on FM Station and Community Information Centres

- Information Service Department education in the District

The District also did not received items on COVID-19 (Adonko Hand sanitizers) from the regional co-ordinating council during the period under review.

RECOMMENDATIONS

It is recommended that:

- There should be strict adherence to all safety protocols to prevent the spread of the virus.
- There should be continues intensive sensitization on Covid-19
- People should be encouraged to go for the COVID-19 Booster Injection

NUMBER OF FACILITIES DISINFECTED AND FUMIGATED

Region	MMD	No. of Markets Disinfected/Fumigated			No. of Public Toilets	No. of Health facilities Disinfected/Fumigated			No. of Schools
		Large	Medium	Small		Hospitals	Polyclinics/ Clinics	CHPS Facilities	
Bono	DWD A	1			7	1	2	72	5

2.7.1 DISINFECTION EXERCISE

During the quarter under review, apart from the public toilets, schools and the health facilities in the Dormaa West that are under strict surveillance and disinfection, there was no disinfection exercise at the various markets and lorry parks in the District as the above table portrays.

At Public places, more education and sensitization were carried out for people to continue to wear their nose mask, make use of the COVID-19 mechanised boreholes and observe social distancing and all the protocols.

2.7.2 PORT HEALTH

The District Assembly continuous to monitor the pandemic of Covid-19 across the District especially the border post and provide support for sanitary items at various public places. The District Health Directorate and the Ghana Immigration Service District Commander were still to ensure that people who use the border wash their hands with soap under running water before any inspection takes place.

There was no case recorded with respect to Covid-19 in the quarter under review.

2.8 National Ambulance Service

Under the special initiative Project, the District received a new Ambulance from government of Ghana to augment health service delivery in the District and its environs.

The Dormaa West National Ambulance Service Station has a total of Seven (7) officers. Five (5) males and Two (2) females however, the ideal staff strength as indicated in their quarterly Brochure is sixteen (16). The breakdown is as follows; 4 EMT-A, 8 EMT-B and 4 EMT Drivers. This staff strength is woefully inadequate for the smooth running of the facility in the District. It implies that, at some point in time, the District will not get more professional hands needed to rescue a situation. It is hopeful that, with time the District will receive new additional officers to augment their work but under the Second quarter, personnel were posted to the service.

2.9 Poverty Reduction Programmes and other Interventions

2.8.1 Free Rides Mass Transit for School Children

Not available in the District.

2.8.2 Free Uniforms, Sandals and Textbooks

Under the quarter under review, no uniforms, sandals and textbooks were procured.

2.9.3 Livelihood Empowerment against Poverty (LEAP)

During the Second quarter under review, the 75th and 76th Cycles payments of GH27,598.97 was made to the one hundred and forty-eight (148) households captured

under the LEAP programme. Depending on the Household size, some beneficiaries have been able to start some small businesses on their own. Others through LEAP have been able to need their medical needs hence promoting healthy livelihood and empowering against poverty.

2.9.4 Youth Employment Agency

The implementation of the National Youth Employment Programme in the Dormaa West District continues to run. It has reduced in terms of modules to two (2) in 2022. The main objective of the programme is to create jobs for the unemployed youth in the district. The table below provides information on the jobs created by NYEP in the Dormaa West District as at June, 2022. No employment / recruitment was done during this quarter under review hence the figures remains the same.

TABLE 2.5.1 MODULES UNDER YEA, 2022

MODULE	MALE	FEMALE	TOTAL
Youth in Arabic Education	11	-	11
Community Police Assistants	29	8	37
Total: -	39	8	48

Source: District YEA Office, June, 2022

The core functions of the YEA are; to facilitate the employment of the youth through collaborative efforts with public and private sectors of the economy; provide Training and Entrepreneurial skills development for the youth in Ghana. From the table, one could say that, the youth enrolled under the YEA are doing well and earning something for themselves and their families hence reducing social vices in the district but the programme could be widen to capture more of the teaming youth in the district.

2.10 The Nation Builders Corps. (NABCO).

The implementation of the Nation Builders Corps in the Dormaa West District has helped reduce unemployment situation in the district. The district is currently implementing seven (7) modules. The objective of the programme is to create jobs for the unemployed Graduates in the district. Currently, the programme engages Eighty (81) unemployed Graduates. Fifty-nine (59) males and Twenty-one females in the district. No new graduate has been enrolled within the Second quarter 2022

Modules	Total	Male	Female
Educate Ghana	29	17	12
Feed Ghana	1	1	0
Digital Ghana	0	0	0
Heal Ghana	1	1	0
Civic Ghana	9	5	4
Revenue Ghana	6	4	2
Enterprise Ghana	5	5	0
	80	59	21

2.9 INDUSTRIALISING GHANA FROM THE GROUND UP: ONE DISTRICT, ONE FACTORY

Government will implement its flagship industrial initiative of One District, One Factory, alongside the National Industrial Revitalisation Programme. This intervention is designed as a comprehensive programme for rural industrialisation, driven by the private sector and involving the setting up of at least one medium-to-large-scale factory in each of the 216 administrative districts of Ghana. It is aimed at creating mass employment for the youth, especially in rural and peri-urban communities; adding value to the natural resources of each district; ensuring even spatial distribution of industries to stimulate economic activity in different parts of the country; enhancing the production of local substitutes for imported goods; and promoting exports, and increasing foreign exchange earnings.

It has the potential to transform the industrial landscape of Ghana, and will contribute significantly to socio-economic development. Government estimates that over 350,000 direct and indirect jobs will be created in all parts of the country, as a result of the programme.

Dormaa West, has had its fair share of the IDIF Project which is a rice value chain processing Facility. During the quarter under review, consultants engaged with stakeholders as to how the indigenes' with relevant potentials, certificates and skills could be identified and trained to take over the effective and efficient management of the business entity hence creating employment for the employed and empowering the youth to go into rice farming. Under this same quarter, all machines were installed and the trial processing yet to be done. This means, farmers for the meantime, can have a place to store unprocessed rice and reduce post-harvest losses

2.10 ONE CONSTITUENCY-ONE MILLION DOLLARS PROGRAMME

Under this programme, the District embarked on a number of projects.

- Drilling and installation of solar Panel Boreholes at Amasufoo Akura, Damoakrom, K.Y and Kwabenatuakrom

- Construction of IN0. 14 stalls Market at Krakrom

- Construction of Toilet Facilities at Yaakrom, Diabaa and Krakrom
- Construction of bridges between Kwadwomokrom – Santaso, Kyekyewere – K.Y, Kyekyewere – Sunkwa, Damoakrom – K.Y
- Pavement of the Nkrankwanta Friday Market
- Construction of 1 No. Fire Service Station at Nkrankwanta

It is also anticipated that, the rice value chain project will be commissioned soon.

Projects under the one million dollar per constituency were at various stages of completion.

However, the challenge we face as an Assembly is the fact that, these projects which were not rooted through the Assembly makes it difficult to track, monitor, evaluate and keep records on the progress of these developmental projects in the District.

CHAPTER THREE

3.0 The Way Forward

3.1 Key issues addressed and those yet to be addressed

Key issues addressed include;

- Public display of weekly revenue returns and increased percentage of IGF used for development projects.
- The Finance and Administration sub-committee charged with the responsibility of revenue Supervision.
- Completion of District Administration Block and re-location of all key departments to promote effective co-ordination. The contractor is currently on site working tirelessly to meet deadline
- Construction of a court for the Judiciary in the District under construction
- Construction of a fire service station in the District under construction

The following issues are yet to be addressed;

- Start naming and property addressing project.
- Establishment of District Database System.
- Provision of vehicles for Revenue Mobilization, Environmental Sanitation and the DPCU.
- Strengthened expenditure tracking and reporting to ensure compliance to budgetary allocations and targets.

3.2 Recommendations

A number of important issues, which need to be addressed in the near future, include the following;

- Early release of DACF, DDF and other funds to the district.
- Harmonisation of M&E reporting formats and calendar for all MDA's/ Development Partners, NGO's and setting up of M&E units/focal persons in all MDA's for effective capacity building to ensure efficient tracking and reporting on progress of indicators.
- Establishment of revenue data base system with possible support from DA.
- Establish complaints Committees at each electoral area to handle complaints on the NHIS at the community levels.
- Establishment of revenue data base system with possible support from DA..
- Effective collaboration between the Assembly and the GES, GHS and Agric. departments on government interventions that are not directly controlled by the Assembly for adequate reporting
 - Strengthening of substructures through capacity building and ceding of a specified percentage of IGF and DACF to fund Area Council approved.
- Effective monitoring of implementation of workplace HIV/AIDS policy by MDA's.

3.2 Participatory Monitoring and Evaluations (PM&E) undertaken and their Results

Name of the PM&E Tool	Policy/ Programme /Project Involved	Consultant or Resource Persons Involved	Methodology Used	Findings	Recommendations
Checklist	Access community knowledge on implementation and operation of projects /programmes in their	N/A	Participatory Appraisal	Full participation of the Community members	Timely release of funds to conduct PM&E

	communities				
Checklist	Access community perception on quality and satisfaction with projects and programmes	N/A	Community Card	Full participation of community members	Timely release of funds to conduct PM&E
Process Evaluation / Social Expenditure and Financial Accountability (SPEFA/Town Hall meetings)	All Assembly Development Programmes and Projects		Plenary presentations Open-forum discussions (Questions Answers) Group Work Participatory Learning App (PLA) Focus-group discussion	Leakages IGF not used for projects No public disclosure of revenue and expenditure. Non-payment of rate by citizens Limited infrastructure	Marshall strategies to reduce leakage and increase revenue Apply IGF receipts on investment projects to motivate rate payers Increase public accountability/public disclosure Sensitize citizens on their responsibility to pay tax/rate Construct more markets
Process /Impact Evaluation through routine M&E Activities	All Assembly/Government Development Programmes and Projects	Regional Planning Coordinating Unit (RPCU)	Survey us Questionnaire Focus group interview Secondary d (progress report) Evidence based	Low revenue generation capacity Assets management (non-display of assets in every office) Low level of teamwork and weak collaboration	Innovate strategies to increase revenue Update assets management record and post list of items in every office Activate the participation of all the departments in sectorial activities Train unit heads

				<p>n among department s</p> <p>Ineffective record keeping</p> <p>Inadequate fund for M&E activities</p> <p>Poor maintenanc e culture</p> <p>Irregular release of funds</p>	<p>and Heads of department on the need to keep proper record and data for M&E activities</p> <p>Implement maintenance plans alongside MTDP</p> <p>Ensure regular release of funds for implementation of Programme/project s</p>
--	--	--	--	--------------------------------------------------------------------------------------------------------------------------------------------------------------------------------	-------------------------------------------------------------------------------------------------------------------------------------------------------------------------------------------------------------------------------------

3.3 Conclusion

The exercise of Monitoring and Evaluation (M&E) is integral part of MTDP implementation since it provides assessment of performance. The District Assembly and management are to consider M&E activities as part of projects and spend money to generate the needed results. Management should create enabling environment for participation of all stakeholders in M&E process.

ANNEX 2 :

ASSEMBLY: **DORMAA WEST DISTRICT ASSEMBLY**
 SUBJECT: **PROGRESS REPORT ON DEVELOPMENT PROJECTS/ PROGRAMMES ENDING 31ST MARCH 2022 COMPLETED AND ON-GOING PROJECTS**

NO	SOURCE OF FUNDING	PROJECT DESCRIPTION	LOCATION	CONTRACT SUM	REVISED CONTRACT SUM	TOTAL PAYMENT	OUT STANDING PAYMENTS	COMMENT- CEMENT DATE	EXPECTED COMPLETION DATE	STAGE/ STATUS OF PROJECT	ACTUAL COMPLETION DATE
1	GoG	Completion of office block	Nkrankwanta	1,496,036.85	1,496,036.85	N/A	N/A	22/06/2020	22/12/2020	98% completed and in use	22/ 12/2021
2	IGF	Construction of 1No. Slaughter house	Nkrankwanta	81,200.00	81,200.00	40,821.80	40,378.20	28/04/2020	28/04/2022	At the finishing stage	Project Ongoing
3	DDF	Drilling and Mechanization of 5No. Boreholes	Friday Market Nkrankwanta, Daily Market Nkrankwanta, Taxi Station Nkrankwanta	166,280.00	166,268.00	149,641.20	16,626.80	4/5/2020	1/6/2020	Completed and in use	2/12/2020
4	DDF	Construction of 1No. 2-Bedroom Nurses Quarters	Kwakuanya	179,859.40	179,859.40	135,021.60	44,837.80	18/02/2022	18/02/2022	Completed yet to be handed over	Project Ongoing
5	DDF	Construction of 1No. 2-Bedroom Nurses Quarters	Kwadwomokrom	180,129.00	180,129.00	82,144.80	97,984.20	18/02/2022	18/02/2022	Lintel Stage	Project Ongoing
6	DDF	Construction of 3-Unit classroom block at Asuotam	Asuotam	263,298.13	263,298.13	130,091.63	133,206.50	18/02/2022	18/02/2022	Roofing Stage	Project Ongoing
7	DDF	Construction of 1No. CHPS Compound	Aprekukrom	337,074.80	337,074.80	261,258.00	75,816.80	18/02/2022	18/02/2022	Completed yet to handover	15/12/2022

8	DDF	Construction of Boreholes and installation of hand pump, 4Number.	Who Knows, Azumahkrom, Akurakese, Apesika No. 2.	180,000.00	102,520.00	92,268.00	10,252.00	18/02/2022	18/02/2022	Completed and in use	16/07/2022
9	DACF	Construction of 3-Unit classroom block at Nkwantaso	Nkwantaso	250,031.50	250,031.50	100,400.00	149,631.50	20/08/2019	20/05/2022	completed and in use	Project Ongoing
10	DACF	Construction of 3-Unit classroom block at Nkrankwanta S.D.A J.H.S	Nkrankwanta	148,074.90	148,074.90	132,397.20	15,677.70	15/10/2015	15/08/2016	Completed and in use	October, 2016

NO	SOURCE OF FUNDING	PROJECT DESCRIPTION	LOCATION	CONTRACT SUM	REVISED CONTRACT SUM	TOTAL PAYMENT	OUT STANDING PAYMENTS	COMMENT DATE	EXPECTED COMPLETION DATE	STATUS OF WORK	ACTUAL COMPLETION DATE
11	DACF	Construction of 1No. CHPS Compound	Diabaakrom	171,879.40	171,879.40	154,807.54	17,071.86	21/08/2015	20/11/2016	Completed and in use	October, 2016
12	DACF	Construction of 300mm Trapezoidal Drain	Nkrankranta	230,634.36	230,634.36	201,969.00	28,665.36	12/1/2018	12/7/2018	Completed and in use	16/10/2018
13	DACF	Reshaping/Sectional gravelling and construction of 3No. Pipe culvert on 1.7km road	Aprekukrom-Aboaboso	195,351.24	195,351.24	156,999.20	38,352.04	12/6/2018	12/10/2018	Completed and in use	20-09-2018
14	DACF	Construction of 3-Unit classroom block	Yaw-Owusukrom	249,831.50	249,831.50	100,000.00	149,831.50	22/08/2019	22/05/2020	painting stage	Project Ongoing
15	DACF	Construction of a CHPS Compound with Mechanized borehole	Awiakrom	430,538.00	430,538.00	0.00	430,538.00	22/08/2019	22/06/2022	at the lintel stage	Project On hold due to lack of funds to contractor

16	DACF	Evacuation of all Refuse Disposal Sites in Nkrankwanta town & Rehabilitation of the final Disposal Site	Nkrankwanta / Frimpongkrom	189,245.50	189,245.50	189,245.50	0.00	13/03/2020	6/4/2020	Completed and in use	13/04/2020
17	DACF	Construction of 1No. Examination Block	Nkrankwanta	85,354.00	85,354.00	39,313.00	46,041.00	28/07/2020	28/07/2022	at the finishing stage	Project Ongoing
18	DACF	Installation of 1No. Transformer for Rice value chain factory	Nkrankwanta	30,000.00	30,000.00	26,000.00	4,000.00	12/04/2022	20/04/2022	Completed	Project Ongoing
19	DACF	Renovation of 1No. 3-Unit classroom block at Nkrankwanta D/A J.H.S	Nkrankwanta	81,818.50	81,818.50	81,818.50	00.00	23/06/2022	28/6/2022	Completed and in use	JUNE, 2022
20	DACF	Renovation of 1No. 3-Unit classroom block at Nkrankwanta S.H.S	Nkrankwanta	45,700.00	45,700.00	45,700.00	00.00	30/05/2022	02/6/2022	Completed and in use	JUNE, 2022
21	DACF	Drilling and mechanization of 1No. borehole for Apprakukrom CHPS Compound	Apprakukrom	31,340.00	31,340.00	11,340.00	20,000.00	17/ 06/2022	17/08/2022	37% complete	Project ongoing

22	MP'S CF	Construction of a CHPS Compound	Gyaase	92,965.40	92,965.40	84,465.40	8,500.00	25/02/2015	25/02/2016	Completed and in use	August, 2017
23	MP'S CF	Construction of a CHPS Compound	Krakrom	94,933.00	94,933.00	92,433.00	2,500.00	25/02/2015	25/02/2016	Completed and in use	August, 2017
24	MP'S CF	Construction of 1No. 3-Unit classroom block at Nkrankwanta R/C J.H.S	Nkrankwanta	177,800.00	177,800.00	143,175.50	34,624.50	9/12/2015	9/4/2016	Completed and in use	April, 2016
25	DACF	Extension and maintenance of streetlights	District wide	90,450.00	90,450.00	-	0.00	30/01/2022	30/12/2022	20%	On going

N O	Programme (PBB)	Sub Programme (PBB)	Broad Activities	AMOUNT INVOLVED (GHe)	SOURCE OF FUNDING	DATE STARTED	EXPECTED DATE OF COMPLETION	EXPENDITURE TO DATE	OUTSTANDING BALANCE	IMPLEMENTATION STATUS (%)	TOTAL BENEFICIARIES	REMARKS
1	Management & Administration	General Administration	Provision for preparation and review of MTDP, MTEF composite Budget, Annual Action plan and Revenue Improvement Action and Audit Implementation plan	200,000.00	DACF	Feb, 2021	June, 2022	20,000.00	57,000.00	92%	N/A	Preparation of DMTDP 2022-2025 needs financial support for final submission to NDPC

2	Management & Administration	General Administration	Provision for mandatory General Assembly, Executives Committee, Sub-committee and substructures meetings, DISEC, Audit Committee, DPSU, Budget committee and others	200,000.00	DACF	April, 2022	June, 2022	23,630.00	176,370	49%,	N/A	All statutory meetings were held within the quarter The meetings organised within the quarter had minutes available on file
3	Management & Administration	General Administration	Monitor and supervise Development projects and programmes.	72,000.00	DACF	April, 2022	June, 2022	17,000.00	55,000.00	49%,	N/A	Monitoring of all projects within the District was done successfully
4	Management & Administration	General Administration	Undertake performance management, planning, sensitize staff on Local governance protocol, Act and other laws	85,171.85	DACF	April, 2022	June, 2022	21,292.9	63879.85	47%,	40 staff (23 = males 7 = females)	Sensitization of staff on Local governance protocol, Act and other laws done but will need to continue
5	Management & Administration	General Administration	Hold Joint stakeholder mid-year review sessions for 2021 and planning for 2022 to ensure coordinated approach to development, public hearing /Town hall meetings and DCE Engagement of the public.	50,000.00	DACF	April, 2022	June, 2022	15,000.00	35,000.00	47%,	50 People Male= Female=	One town hall meeting was successfully organised within the quarter

6	Management & Administration	General Administration	Provision for office equipment and stationery	31,584.00	DACF	April, 2022	June, 2022	7,896.00	23,688.00	49%,	N/A	Provision for office equipment and stationery were made within the quarter
7	Management & Administration	General Administration	Support for road traffic regulations and GPRTU/PRO TOA operation	16,000.00	DACF	April, 2022	June, 2022	40000.00	12,000.00	49%,	87 participants (56= males 31= female)	road traffic regulations and GPRTU/PRO TOA operations were supported
8	Management & Administration	General Administration	Prepare and submit Annual, quarterly and monthly progress reports on activities of departments and units of the Assembly on Website, Notice board	2,000.00	DACF	April, 2022	June, 2022	200.00	1,800.00	49%,	N/A	Reports prepared and duly submitted with copies on file
9	Management & Administration	General Administration	Provision for payment of Bank Charges, Utility bills and postal and telecommunication and Advertisement & publication.	29,000.00	DACF	April, 2022	June, 2022	7,250	21,750.00	49%,	N/A	Provision was made for payment of Bank Charges, Utility bills and postal and telecommunication and Advertisement & publication
10	Management & Administration	General Administration	Provision for stationary, office equipment and protocol expenses	20,000.00	DACF	April, 2022	June, 2022	5,000.00	15,000.00	49%,	N/A	stationary, office equipment and protocol expenses were catered for within the quarter
11	Management & Administration	General Administration	Provision for capacity building, seminars, workshop, meetings and programmes for	132,856.00	DACF/DDF	April, 2022	June, 2022	33,214.00	99,642	49%,	N/A	Provision for capacity building, seminars, workshop, meetings and programmes for

			staff, DA members and others									staff, DA members and others were made within the quarter
12	Management & Administration	General Administration	Provision operation maintenance and repairs of Official vehicles, Accommodation.	15,000.00	DACF	April, 2022	June, 2022	8,670	1,300	49%,	N/A	operational maintenance and repairs of Official vehicles, Accommodation were done within the quarter
13	Management & Administration	General Administration	Provision for the celebration of National Anniversary celebrations	80,000	DACF	April, 2022	June, 2022	15,000.00	00.00	50%,	N/A	National Anniversary celebrations (GREEN GHANA DAY, JUNE 10,) commemorated and will continue
14	Management & Administration	General Administration	Provision for MP capital Development projects and Goods and services	237,800.00	MP's CF	April, 2022	June, 2022	98,000.00	-	49%,	N/A	Provision for MP capital Development projects and Goods and services was facilitated
15	Management & Administration	General Administration	Provision for payment of Gazetting of fee-fixing resolution and by-laws	25,000.00	DACF	April, 2022	June, 2022	10,000.00	15000.00	49%,	N/A	Gazetting of fee-fixing resolution and by-laws not yet done
16	Management & Administration	General Administration	Support for community self-help initiatives/ counterpart funding/compensation IDIF	180,000.00	DACF/ GoG/ REP	April, 2022	June, 2022	30,150.00	2,000.00	49%,	40 farmers/ communities (11= males 29= females)	community self-help initiatives/ counterpart funding/compensation IDIF supported and compensated
17	Management & Administration	General Administration	Provision for payment of rented Admin. Block and other and Hotel bills	250,000.00	DACF	April, 2022	June, 2022	20,000	25,000.00	49%,	N/A	Rent for Administration block partly paid

18	Management & Administration	General Administration	Support District security operations	50,000.00	DACF	April, 2022	June, 2022	5,000.00	-	47%,	N/A	The security operations supported
19	Management & Administration	General Administration	Provision for the payment casual workers monthly allowances, staff transfer grant, PM allowance and other allowance	24,600.00	DACF/IGF	April, 2022	June, 2022	6,150.00	1,780.00	49%,	5 workers 3 =males 2= females	casual workers monthly allowances, staff transfer grant, PM allowance and other allowance paid within the quarter
20	Management & Administration	General Administration	Support to operations of substructures and client service unit.	20,000.00	DACF/IGF	April, 2022	June, 2022	2,340.00	2,660.00	47%,	28 people 17 = females 9= males	operations of substructures and client service unit supported
21	Management & Administration	Finance and Revenue Mobilization	Update of data base on ratable items	30,000.00	DACF/IGF	April, 2022	June, 2022	2,240.00	2260.00	48%	N/A	data base on ratable items Updated and will continue in subsequent quarters
22	Management & Administration	Finance and Revenue Mobilization	Erect daily Revenue check point at town center	50,000.00	DACF/IGF	April, 2022	June, 2022	3,040.00	1,300.00	47%,	N/A	daily Revenue check point at town center Erected
23	Management & Administration	Finance and Revenue Mobilization	Monitoring of revenue collection/revenue Task force work	5,000.00	DACF/IGF	April, 2022	June, 2022	700.00	550.00	47%,	N/A	revenue collection/revenue Task force work monitored within the quarter
24	Management & Administration	Finance and Revenue Mobilization	Procurement of stickers for bicycles, motorbikes and others	5,000.00	DACF/IGF	April, 2022	June, 2022	5,000.00	5,000.00	0%	N/A	Procurement of stickers for bicycles, motorbikes and others was not done within the quarter
25	Management & Administration	Finance and Revenue Mobilization	Engage rate payers and other stakeholders on fee fixing resolution	15,000.00	DACF/IGF	April, 2022	June, 2022	7,000.00	0.00	49%,	177 people (98 = males 79 = females)	rate payers and other stakeholders on fee fixing resolution were engaged.

26	Management & Administration	Finance and Revenue Mobilization	Intensify public education on rate payment	5,000.00	DACF/IGF	April, 2022	June, 2022	1,250.00	0.00	49%,	N/A	public education on rate payment Intensified and will need to continue
27	Management & Administration	Finance and Revenue Mobilization	Support to internal Audit Unit to function well and Organize quarterly Audit committee meetings to resolve all External Auditors observation and report appropriately	20,000.00	DACF/IGF	April, 2022	June, 2022	5,000.00	0.00	49%,	N/A	quarterly Audit committee Organized and the Unit supported
29	Management & Administration	Finance and Revenue Mobilization	Conduct public sensitization and education programmes on radio and CICs on government's policies. Bye-laws and need to pay taxes	8,000.00	DACF/IGF	April, 2022	June, 2022	2,000.00	0.00	49%,	N/A	public sensitization and education programmes on radio and CICs on government's policies. Bye-laws and need to pay taxes conducted within the quarter
30	Economic Development	Trade, Tourism and Industrial development	Organize 1no. Training sessions in 1 community for 8 SMEs on proper book keeping	8,000.00	DACF/IGF	April, 2022	June, 2022	2,000.00	0.00	49%,	66 people (46=males 20=females)	Training sessions in 1 community for 2 SMEs on proper book keeping was organised but will roll on others in subsequent quarters
31	Economic Development	Trade, Tourism and Industrial development	Identification of tourist site	7,000.00	DACF/IGF	April, 2022	June, 2022	2,750.00	250.00	49%,	N/A	Kogyina tourist site identified
32	Economic Development	Trade, Tourism and Industrial	Provision of business advisory services to 4 groups in 5 communities	2,500.00	DACF/IGF	April, 2022	June, 2022	500.00	0.00	49%,	38 people (21 = females 17 = males)	Business advisory services to 2 groups in 1 community successfully done

		development										
33	Economic Development	Trade, Tourism and Industrial development	Organise 2No. business management sessions	2,000.00	DACF/IGF	April, 2022	June, 2022	-	-	0%	-	No Business management sessions was organised
34	Economic Development	Trade, Tourism and Industrial development	To train 25 unemployed youth in welding and fabrication and quality finishing of metal products at the RTF	3,000.00	DACF/IGF	April, 2022	June, 2022	1,600.00	400.00	49%,	18 people (7 = females 11 = males)	18 unemployed youth trained in welding and fabrication and quality finishing of metal products at the RTF
35	Economic Development	Trade, Tourism and Industrial development	Support GEA /LED Activities	20,000.00	DACF/IGF	April, 2022	June, 2022	1,200	0.00	49%,	N/A	GEA /LED Activities supported
36	Economic Development	Agriculture Development	Support Rice farmers to increase rice production by 10% to fed 1D1F	19,000.00	DACF/IGF	April, 2022	June, 2022	2,300.00		48%,	140 farmers (77 males and 63 females)	Agric. was supported to achieve desired results
37	Economic Development	Agriculture Development	Upscale veterinary service to livestock farmers particularly poultry.	100,000.00	DACF/IGF/MAG	April, 2022	June, 2022	4,960	0.00	48%,	41 farmers (22 males and 9 females)	Agric. was supported to achieve desired results
38	Economic Development	Agricultural Development	Training of 20 farmers both men and women in plantain production processing into floor	4,948.00	DACF/IGFMAG	April, 2022	June, 2022	1,730.00	600.00	48%,	20 farmers (9 males and 11 females)	Agric. was supported to achieve desired results
39	Economic Development	Agricultural Development	Support the running of DCAT office	20,488.00	DACF/IGF	April, 2022	June, 2022	2,824.00	2,000.00	48%,	N/A	DCAT was supported to achieve desired results
40	Economic	Agricultural	Establish 5 on-farm		DACF/	April,	June, 2022	2,300.00	370.00	48%,	25 farmers (17	Agric. was supported

	Development	Development	demonstrations on new technologies	20,488.00	IGF	2022					males and 8 females)	to achieve desired results
41	Economic Development	Agricultural Development	Train farmers on postharvest handling and storage of cereals	15,00.00	DACF/IGF	April, 2022	June, 2022	2,780.00	4,000.00	48%,	47 farmers (28 males and 19 females)	Agric. was supported to Train farmers on postharvest
42	Economic Development	Agricultural Development	Train 2 FBOs and 20 agro-input dealers on safe handling of chemicals	1,500.00	DACF/IGF	April, 2022	June, 2022	500.00	1,000.00	48%,	20 farmers (13 males and 7 females)	Agric. was supported to Train 2 FBOs and 20 agro-input dealers on safe handling of chemicals within the quarter
43	Economic Development	Agricultural Development	Conduct 2 TEMMAG Training	2,300.00	DACF/IGF	April, 2022	June, 2022	1,960.00	0.00	48%,	40 farmers (26 males and 14 females)	Agric. was supported to Conduct 1 TEMMAG Training
44	Economic Development	Agricultural Development	Train 5 female FBOs on value addition in rice value chain	2,000.00	DACF/IGF	April, 2022	June, 2022	1,000.00	0.00	48%,	68 female farmers	Agric. was supported to 2 female FBOs on value addition in rice value chain
45	Economic Development	Agricultural Development	Celebrate national Farmers day to recognize hard working men and women farmers	72,000.00	DACF/IGF	April, 2022	June, 2022	-	-	-	-	Not yet time
46	Social services delivery	Education and Youth Development	Procure 1000 No. Dual Desk/Hexagonal set furniture, 500no. Teachers desk and cupboards for school	120,000.00	DACF/MP'S	April, 2022	June, 2022	20,000.00	0.00	49%,	200 students (94 males and 106 females)	100 No. Dual Desk/Hexagonal Procured and distributed
47	Social services delivery	Education and Youth Development	Support for Needy but Brilliant students	82,000.00	DACF/MP'S	April, 2022	June, 2022	18,000.00	6,400.00	49%,	18 Students Male=11 Female=7	The programme needs to continue in the subsequent quarters to cover more beneficiaries
48	Social services delivery	Education and Youth Development	Support to STME Clinic for 40 girls	60,000.00	DACF/IGF	April, 2022	June, 2022	2,000.00	4,000.00	49%,	20 student girls	STME Clinic for girls in the District supported

		nt										And will continue in other quarters
49	Social services delivery	Education and Youth Development	Provision for My-Second-Day-at School and Independence Day celebration	120,000.00	DACF	April, 2022	June, 2022	80,000.00	0.00	49%,	N/A	My-Second-Day-at School Independence Day were celebrated
50	Social services delivery	Education and Youth Development	Provision for DEOC meeting	18,000.00	DACF/IGF	April, 2022	June, 2022	6,000.00	2,110.00	49%,	N/A	DEOC meeting held with minutes on file
51	Social services delivery	Education and Youth Development	Provision for sports and District Cultural Festival	64,000.00	DACF/IGF	April, 2022	June, 2022	5,000.00	8,000.00	49%,	N/A	sports and District Cultural Festival supported
52	Social services delivery	Education and Youth Development	Procurement of 1000no. Mono desks furniture for JHS schools	120,000.00	DACF/MP'S	April, 2022	June, 2022	20,000.00	0.00	49%,	100 students (50 girls 50 boys)	100 No. Mono desks furniture for JHS schools distributed
53	Social services delivery	Education and Youth Development	Organize district level school Performance appraisal Meetings (SPAM) for 40 participants	20,000.00	DACF/IGF	April, 2022	June, 2022	3,000.00	0.00	49%,	40 participants (19 male 21=female)	school Performance appraisal Meetings (SPAM) held
54	Social services delivery	Education and Youth Development	Social auditing for poverty reduction	1,500.00	DACF/IGF	April, 2022	June, 2022	3,110.00	400.00	49%,	N/A	Social auditing for poverty reduction organised
55	Social services delivery	Education and Youth Development	Citizenship week celebration	15,000.00	DACF/IGF	April, 2022	June, 2022	15,000.00	15,000.00	49%,	-	Citizenship week yet to be celebrated
56	Social services delivery	Health Delivery	Support for Covid-19 activities	25,000.00	DACF/IGF	April, 2022	June, 2022	4700	1,450.00	49%,	400 people (260 males and 140 females)	Covid-19 activities supported
57	Social services	Health Delivery	Support for HIV/AIDS and	10,520.00	DACF/IGF	April, 2022	June, 2022	7,000.00	4,000.00	49%,	N/A	HIV/AIDS and

	delivery		Malaria									Malaria supported
58	Social services delivery	Health Delivery	Support for NIDS and other health related activities	10,000.00	DACF/IGF	April, 2022	June, 2022	3,000.00	2,000.00	49%,	N/A	NIDS and other health related activities supported
59	Social services delivery	Health Delivery	Training on community infant & young child feeding practice	34,000.00	DACF/IGF	April, 2022	June, 2022	2670.00	0.00	49%,	40 mothers	Training on community infant & young child feeding practice conducted
60	Social services delivery	Health Delivery	Carry out monitoring and supervision to facilities on TB/HIV	24,000.00	DACF/IGF	April, 2022	June, 2022	2,300.00	1,300.00	49%,	N/A	monitoring and supervision to facilities on TB/HIV carried out
61	Social services delivery	Health Delivery	Organize child health promotion week celebration	6,000.00	DACF/IGF	April, 2022	June, 2022	2,221.00	660.00	49%,	90 people (36 males and 54 females)	child health promotion week celebration organised
62	Social services delivery	Health Delivery	Celebrate World TB day	14,200.00	DACF/IGF	April, 2022	June, 2022	14,200.00	14,200.00	49%,	-	World TB day not yet celebrated
63	Social services delivery	Health Delivery	Refresher training for counsellors on HIV Testing and counselling district level (on-the-job coaching)	7,050.00	DACF/ M-SHAP	April, 2022	June, 2022	2,520.00	500.00	49%,	9 people (7 males and 2 females)	Refresher training for counsellors on HIV Testing and counselling district level (on-the-job coaching) organised
64	Social services delivery	Health Delivery	Reactivate and strengthen 50 IYCF support groups for nutrition and educational information sharing for behavioral change	10,465.00	DACF/IGF	April, 2022	June, 2022	2,500.00	0.00	49%,	13 people (7 males and 6 females)	IYCF support groups for nutrition and educational information sharing for behavioral change reactivated and strengthened
65	Social services delivery	Health Delivery	Procure the needed equipment and logistics for Growth monitoring and promotion to identify	20,316.00	DACF/IGF	April, 2022	June, 2022	5,000.00	0.00	49%,	N/A	Growth monitoring and promotion to identify malnourish children for timely intervention logistics

			malnourish children for timely intervention									procurement supported
66	Social services delivery	Health Delivery	Provide onsite Supportive Supervision on Girl Iron-Folate Tablet Supplementation to identify and address supplementation challenges	2,499.00	DACF/IGF	April, 2022	June, 2022	1,200.00	0.00	49%,	35 girls	Supervision on Girl Iron-Folate Tablet Supplementation to identify and address supplementation challenges successfully done
67	Social services delivery	Health Delivery	Conduct Food demonstration to 600 pregnant and lactating mothers to build their competencies on nutritious ways preparing food to reduce of malnutrition using local ingredients. Messages on girl child education will be delivered at each demo ground	14,700.00	DACF/IGF	April, 2022	June, 2022	3,675.00	325.00	49%,	150 mothers	Food demonstration to pregnant and lactating mothers to build their competencies on nutritious ways preparing food to reduce of malnutrition using local ingredients conducted and will need to continue
68	Social services delivery	Health Delivery	Hold 4no. District committee meetings	50,000.00	DACF/IGF	April, 2022	June, 2022	2,430.00	430.00	49%,	N/A	Two (2) District Health committee meetings was held with minutes on file
69	Social services delivery	Health Delivery	Training for School club teachers in the JHSs	2,000.00	DACF/IGF	April, 2022	June, 2022	1,000.00	200.00	49%,	147 people (69 males and 78 females)	School club teachers in the JHSs trained on health
70	Social services delivery	Health Delivery	Monitor activities of NGOs, CBOs and other HIV stakeholders.	1,500.00	DACF/ M-SHAP	April, 2022	June, 2022	2,500.00	1,500.00	49%,	N/A	activities of NGOs, CBOs and other HIV stakeholders monitored
71	Social services delivery	Health Delivery	Hold training for care takers, traditional and religious leaders on	2,500.00	DACF/IGF	April, 2022	June, 2022	1,500.00	200.00	49%,	25 people (21males and 4 females)	training for care takers, traditional and religious leaders on

			the PLWHA									the PLWHA conducted
72	Social services delivery	Health Delivery	Hold talk on stigma reduction for HIV clubs in JHS and stakeholders.	6,000.00	DACF/ M-SHAP	April, 2022	June, 2022	1,200.00	600.00	49%,	N/A	talk on stigma reduction for HIV clubs in JHS and stakeholders organised
73	Social services delivery	Health Delivery	Trigger 10 communities to attain ODF status	130,000.00	DACF/ IGF	April, 2022	June, 2022	6,000.00	3,000.00	49%,	103 people (49 males and 54 females)	3 communities to attained ODF status within the District
74	Social services delivery	Health Delivery	Promote the construction of 100 hand washing facilities (HWF) in 50 communities and schools.	50,000.00	DACF/ IGF	April, 2022	June, 2022	5,000.00	1,500.00	49%,	N/A	Hand washing practices in 10 schools and communities promoted
75	Social services delivery	Health Delivery	Organize (10) sensitization sessions on infectious disease prevention in 5 major markets across the district	20,000.00	DACF/ IGF	April, 2022	June, 2022	800.00	200.00	49%,	N/A	One (1) sensitization sessions on infectious disease prevention organised
76	Social services delivery	Health Delivery	Organize monthly cleaning up exercise and desilting of drains at town center, open space and other places	30,000.00	DACF/ IGF	April, 2022	June, 2022	600.00	0.00	49%,	N/A	monthly cleaning up exercise and desilting of drains at town center, open space and other places organised and more will be organised in subsequent months
77	Social services delivery	Health Delivery	Evacuation of refuse dumpsite	60,000.00	DACF/ IGF	April, 2022	June, 2022	20,000.00	6,700	49%,	N/A	refuse dumpsite evacuated
78	Social services delivery	Health Delivery	Daily lifting of communal containers 528 times	90,000.00	DACF/ IGF	April, 2022	June, 2022	20,000.00	6,700	49%,	N/A	Daily lifting of communal containers done

79	Social services delivery	Health Delivery	Clear and manage landfill site	40,000.00	DACF/IGF	April, 2022	June, 2022	15,000	15,000	49%,	N/A	Clearing and management of landfill site not done
80	Social services delivery	Health Delivery	Fumigate and disinfect of public places quarterly	20,000.00	DACF/IGF	April, 2022	June, 2022	1,840.00	900.00	48%,	N/A	Quarterly Fumigation and disinfection of public places conducted
81	Social services delivery	Health Delivery	Organize medical screening exercise for 375 food vendors across the District	20,000.00	DACF/IGF	April, 2022	June, 2022	7,241.00	4,000.00	48%,	126 food vendors 27=males 99=females	medical screening exercise for food vendors across the District organised
82	Social services delivery	Health Delivery	Identify and prosecute 15 sanitary offenders	20,000.00	DACF/IGF	April, 2022	June, 2022	400.00	200.00	49%,	5 Households 2=males 3=females	5 sanitary offenders prosecuted
83	Social services delivery	Health Delivery	Implement CLTS in 10 communities to scale up no. percentage of latrines in the district to eliminate infections (oral facial) disease due to poor disposal of human excreta	44,366.00	DACF/IGF	April, 2022	June, 2022	7,600.00	1,500.00	49%,	98 Households	Implementation of CLTS in communities still ongoing
84	Social services delivery	Social Welfare and Community Development	To support build the capacities of 30 Persons living With Disability in the district through the disability common fund to engage in commercial ventures	7,000.00	DACF/IGF	April, 2022	June, 2022	1,750.17	500.00	48%,	16 PWDs	Persons living With Disability in the district supported
85	Social services delivery	Social Welfare and Community Development	Monitor the activities of Livelihood Empowerment Against Poverty (LEAP) beneficiaries in 15 communities	5,500.00	DACF/IGF	April, 2022	June, 2022	1,250.00	0.00	49%,	148 Households 51=males 97=females	activities of Livelihood Empowerment Against Poverty (LEAP) beneficiaries in 15 communities

			within the district and resolve any other issues affecting beneficiaries									within the district monitored and will continue
86	Social services delivery	Social Welfare and Community Development	To sensitize 15 LEAP beneficiaries communities on the processes involve on the renewal and registration of National Health Insurance cards for all members	6,000.00	DACF/IGF	April, 2022	June, 2022	1,200.00	600.00	48%,	148 Households 51=males 97=females	LEAP beneficiaries' communities on the processes involve on the renewal and registration of National Health Insurance cards for all members sensitized
87	Social services delivery	Social Welfare and Community Development	To support mainstream gender into 10 development initiatives or activities by the Assembly at the community level	1,250.00	DACF/IGF	April, 2022	June, 2022	1,250.00	400.00	47%,	N/A	mainstream gender development initiatives or activities supported
88	Social services delivery	Social Welfare and Community Development	Sensitize 20 communities on child rights and welfare issues and promote child protection across the district	5,320.00	DACF/IGF	April, 2022	June, 2022	1,250.00	400.00	47%,	230 people Male=117 Female=113	child rights and welfare issues and child protection awareness created in 3 communities.
89	Social services delivery	Social Welfare and Community Development	To organize sensitization durbars in 5 communities on gender involvement (women) in the decision-making process at the community and household level	5,765.00	DACF/IGF	April, 2022	June, 2022	1,250.00	400.00	47%,	77= females	sensitization durbar in 1 community on gender involvement (women) in the decision-making organised
90	Social services delivery	Social Welfare and Community Development	Procure 5N0. Laptop for official and administrative use	30,000.00	DACF/DDF	April, 2022	June, 2022	30,000.00	30,000.00	0%	N/A	No procurement of Laptops yet3

		Development										
91	Social services delivery	Social Welfare and Community Development	Sensitize 20 communities on the right age of enrolling children to school	3,420.00	DACF/IGF	April, 2022	June, 2022	1,150.00	1,150.00	49%,	197 people(94=males 103=females)	Sensitization of 2 communities on the right age of enrolling children to school conducted
92	Social services delivery	Social Welfare and Community Development	To mobilize, sensitize, form and train 5 Child Protection Teams (CPTs) across the district	5,500.00	DACF/IGF	April, 2022	June, 2022	1,375.00	300.00	49%,	30 people(14=males 16=females)	1 Child Protection Teams (CPTs) in the district trained
93	Social services delivery	Social Welfare and Community Development	Monitor activities of 5 Early Child	6,960.00	DACF/IGF	April, 2022	June, 2022	1,740.00	500.00	47%,	N/A	Early Child activities monitored
94	Social services delivery	Social Welfare and Community Development	To collaborate with the GEA and train 5 VSLA groups on income generating activities	9,500.00	DACF/IGF	April, 2022	June, 2022	2,375.00	375.00	47%,	17 people (10=males 7=females)	1 VSLA group trained on income generating activities by GEA through the Assembly
95	Social services delivery	Social Welfare and Community Development	Identify and link at least 336 vulnerable population to nutrition and other essential health services.	12,250.00	DACF/IGF	April, 2022	June, 2022	2,160.00	700.00	49%,	57 people (11=males 46=females)	57 vulnerable population was identified and linked to nutrition and other essential health services
96	Social services delivery	Social Welfare and Community Development	Orient 30 Health staff and other key stakeholders to provide support to target vulnerable population access social safety nets and essential nutritional services	3,440.00	DACF/IGF	April, 2022	June, 2022	1,490.00	490.00	48%,	15 PWDs (7=males 8=females)	Orientation on population access social safety nets and essential nutritional services organised

97	Social services delivery	Social Welfare and Community Development	Organize sensitization durbars in 5 electoral areas on women involvement in the decision-making process at the community and household level as well as the importance of girl child education	5,824.00	DACF/IGF	April, 2022	June, 2022	1,270.00	600.00	48%,	40 women participants	women involvement in the decision-making process sensitization organised
98	Social services delivery	Social Welfare and Community Development	support 15 PWDs for apprenticeship training	15,000.00	DACF/IGF	April, 2022	June, 2022	3,500	0.00	49%,	5 PWDs (1=males 4=females)	PWDs for apprenticeship training supported
99	Social services delivery	Social Welfare and Community Development	Support 50 needy PWDs to access medical care	10,000.00	DACF/IGF	April, 2022	June, 2022	4,000.00	0.00	49%,	10 PWDs (4=males 6=females)	needy PWDs to access medical care supported
100	Social services delivery	Social Welfare and Community Development	Organize multidisciplinary screening	7,000.00	DACF/IGF	April, 2022	June, 2022	-	-	0%	-	multidisciplinary screening will be organised in the ensuing quarters
101	Social services delivery	Social Welfare and Community Development	Celebrate national and International Day of the disabled	5,000.00	DACF/IGF	April, 2022	June, 2022	-	-	0%	-	Not yet Due 3/12/2022
102	Social services delivery	Social Welfare and Community Development	support 20 PWDs to engage in small businesses	10,000.00	DACF/IGF	April, 2022	June, 2022	47,000.00	3,000.00	49%,	19 PWDs (males=8 females = 11)	PWDS to engage in small businesses supported
103	Social services	Social Welfare and	Administrative cost	29,000.00	DACF/IGF	April, 2022	June, 2022	7,250	4,000.00	49%,	N/A	Administrative cost for Social Welfare/

	delivery	Community Development										Community Development supported
104	Social services delivery	Social Welfare and Community Development	Incorporate gender issue in their mandate, THEMATIC AREAS and objectives of the MTDP as well as Annual Action	10,000.00	DACF/IGF	April, 2022	June, 2022	2,500.00	1,700.00	49%,	N/A	gender issues incorporated in MTDP activities and plans
105	Social services delivery	Social Welfare and Community Development	Ensure access to information on improved literacy levels, attitudinal changes for both men and women in communities	2,000.00	DACF/IGF	April, 2022	June, 2022	500.00	500.00	44%	82 people (34 males and 48 females)	information on improved literacy levels, attitudinal changes for both men and women in communities made accessible
106	Social services delivery	Social Welfare and Community Development	Resource the Gender Desk Officer.	6,00.00	DACF/IGF	April, 2022	June, 2022	1,500.00	700.00	49%,	N/A	Gender Desk Officer Resourced
107	Social services delivery	Social Welfare and Community Development	Involve women in all technical and financial management training in the water and sanitation sector	4,00.00	DACF/IGF	April, 2022	June, 2022	1,000.00	0.00	48%,	13 women	women were involved in all technical and financial management

108	Environmental and Sanitation Management	Disaster prevention and Management	Organize public education and sensitization on bushfire prevention and COVID -19 in all the communities through durbars in some selected zones	6,900.00	DACF/IGF	April, 2022	June, 2022	1,725	25.00	47%,	223 people (120 males and 103 females)	public education and sensitization on bushfire prevention and COVID -19 in 12 the communities organised
109	Environmental and	Disaster prevention	Conduct house to house education and	6,600.00	DACF/IGF	April, 2022	June, 2022	1,500	500.00	49%,	N/A	climate change, flood and windstorm

	Sanitation Management and Management		awareness creation on various types of disasters such as climate change, flood and windstorm									awareness created and needs to continue
110	Environmental and Sanitation Management	Disaster prevention and Management	Organize workshop for the DVGs on Hazard Places mapping	7,500.00	DACF/IGF	April, 2022	June, 2022	3,160.00	160.00	48%,	30 people (25 males and 5 females)	workshop for the DVGs on Hazard Places mapping organised
111	Environmental and Sanitation Management	Disaster prevention and Management	Conduct public education on Environmental Sanitation, Anti-Bushfire Campaign, Disaster Management Committee campaign and public education on domestic fire	7,000.00	DACF/IGF	April, 2022	June, 2022	1,700.00	700.00	47%,	188 people (98 males and 89 females)	public education on Environmental Sanitation, Anti-Bushfire Campaign conducted

APPRAKUKROM CHPS COMPOUND









**KWAKUANYA NURSES BUNGALOW
INSTALLATION OF 1NO. 200KV TRANSFORMER FOR RICE VALUE CHAIN FACTORY**



GIRLS IN INFORMATION, COMMUNICATION TECHNOLOGY PROGRAMME AT NKRANK WANTA





RENOVATION OF NKRANKWANTA SHS 1NO. 6 UNIT CLASSROOM BLOCK



GREEN GHANA DAY CELEBRATION AT NKRANKWANTA SHS CAMPUS





RENOVATION OF NKRANKWANTA D/A JHS



KWADWOMOKROM NURSES ACCOMODATION

